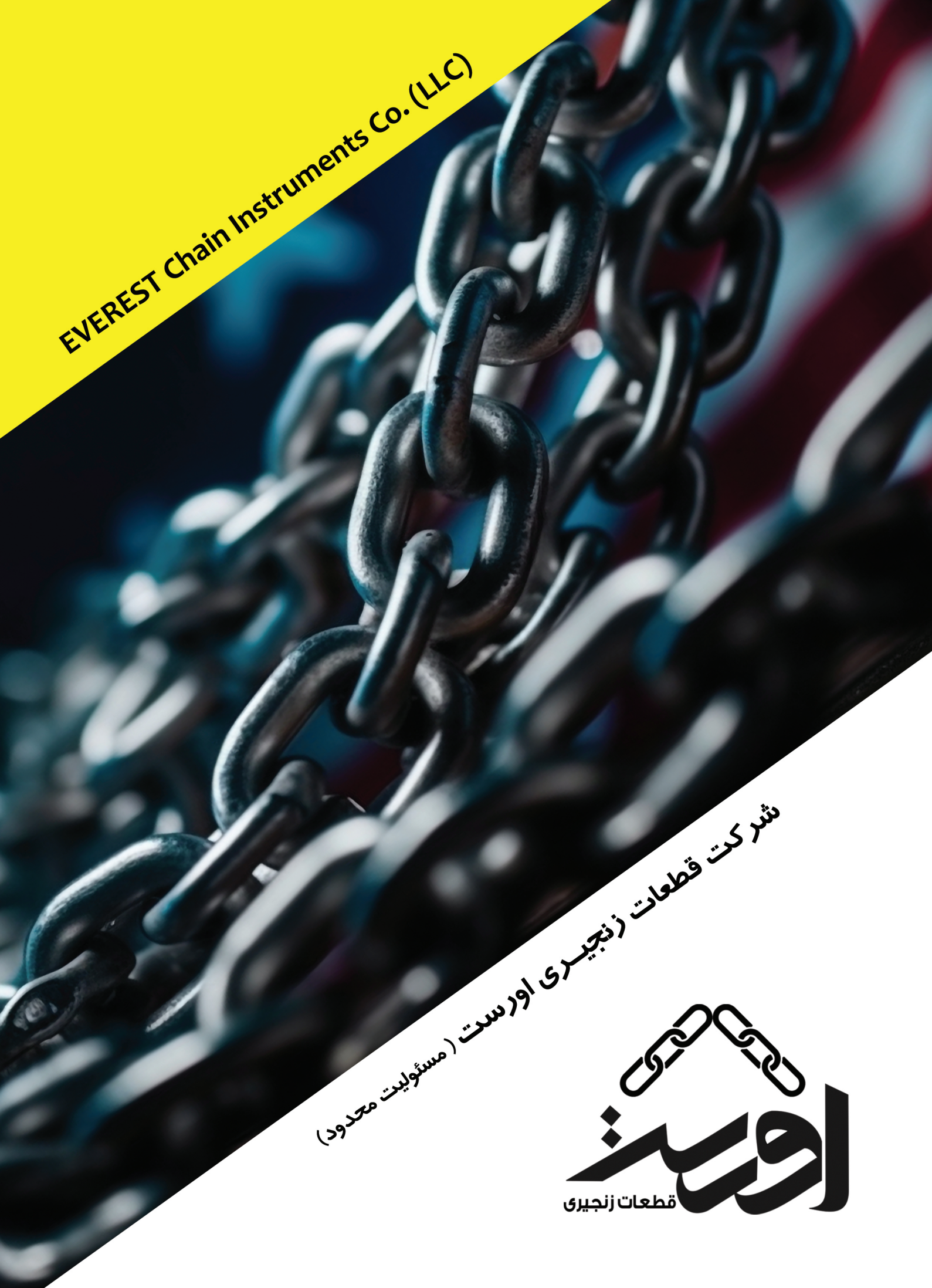

EVEREST Chain Instruments Co. (LLC)

شرکت قطعات زنجیری اورست (مسئولیت محدود)

اورست

قطعات زنجیری

Everesst

شرکت قطعات زنجیری اورست (مسئولیت محدود)

تامین کننده زنجیر ، کرپی و قطعات انتقال مواد

شرکت قطعات زنجیری اورست (مسئولیت محدود) مفتخر است به نمایندگی انحصاری شرکت INDIAN CHAIN (P) LTD از تامین کنندگان سطح یک شرکتهای FLSmidth و AUMUND و به همت اعضای خود که دارای بیش از سی سال سابقه فعالیت حرفه‌ای در عرصه صنایع سیمان ، پتروشیمی و فولاد بوده اند ، با هدف گردآوری ، تمرکز توان و تجربه متخصصین خویش و در پاسخ به نیازهای فنی و تخصصی کارفرمایان محترم نسبت به تامین تجهیزات انتقال مواد خصوصاً زنجیر ، کرپی و اتصالات زنجیری با بالاترین استاندارد بین المللی اقدام نماید .

با اتمام دوره استعمار انگلستان بر هند و پیشرفت روزافزون صنایع معدنی این کشور و نیاز مبرم به بومی سازی تامین قطعات یدکی، شرکت INDIAN CHAIN (P) LTD در سال ۱۸۹۰ میلادی در شهر کلکته هند پایه‌گذاری و به بهره‌برداری رسیده است که تامین کننده 93٪ تقاضای قطعات انتقال مواد forge صنایع فولاد ، پتروشیمی کشتی رانی و سیمان هند (دومین تولیدکننده سیمان جهان) می‌باشد.

شرکت تجهیزات زنجیری اورست (مسئولیت محدود) به عنوان نماینده انحصاری INDIAN CHAIN (P) LTD در ایران و خاورمیانه آمادگی خود را در خصوص تامین موارد ذیل اعلام می‌دارد :

۱-کرپی الواتور صنایع – استانداردهای – DIN 745 – DIN 5699 Long Pitch – با بالاترین سطح کیفی در دنیا .

۲-زنجیر حلقوی الواتور صنایع – استانداردهای – DIN 764 Round Link Chain- DIN766 - با بالاترین سطح کیفی در دنیا .

۳- انواع زنجیر FORGE انتقال مواد و زنجیرهای آویز(پرده) شامل : زنجیرهای مورد استفاده در سنگ شکن‌ها – زنجیرهای مورد استفاده در پری‌هیتر ، کولر و بارگیرخانه و ...

قطعات زنجیری اورست (مسئولیت محدود)
EVEREST Chain Instruments (LLC)
INDIAN CHAIN (P) LTD

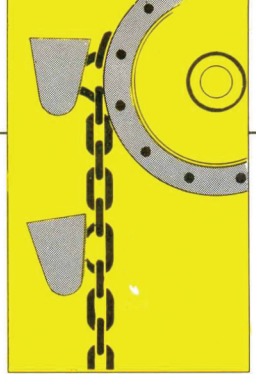

High Tensile Chains for Bucket Elevators

Grade : IC 60 RC and IC 60 RC Special

Material : Special Fine grained High Strength Steel 20 Mn2 as per IS 5517

Process of Manufacture : Flash Butt Welded

Heat Treatment : Gas Carburised, Double Quenched with Core Refining and Tempered.

Case Depth : 0.1 d ± 0.01d, upto 28 mm dia
+ 0.01d/ - 0.02d from 30 mm dia

Skin Hardness : RC 60 - 64 (HV30 Min. - 720 Kp/mm²)

Mechanical Properties : Proof Strength : 120 N/mm² Min.
Breaking Strength : 240N/ mm²

Delivery Condition : Chains are supplied in Matched pairs.

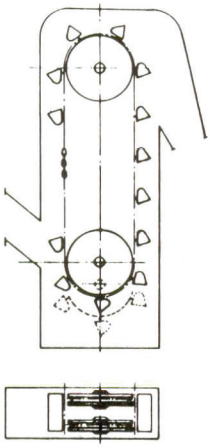

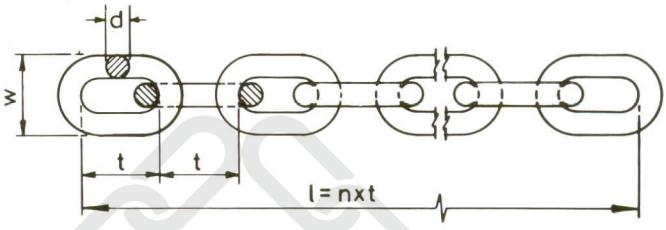

CHAIN WITH PITCH 3.5d AS PER DIN-764

Nominal Size	Pitch	Outside Width	Recom-mended No. of Links	Length of Chain	Weight of each chain	Grade IC 60 RC		Pitch of Appropriate Chain Bow (Plain Sprocket)
						Test Load	Minimum Breaking Load	
d	t	w	n	l	kgs	kN	kN	t
16	56	54	9	504	2.7	50	100	63
18	63	60	9	567	3.8	63	126	70
20	70	67	7	490	4.2	80	160	80
23	80	77	7	560	6.2	100	200	91
26	91	87	5	455	6.4	126	252	105
30	105	101	5	525	10.4	170	340	126
36	126	122	5	630	17.2	250	500	147
42	147	142	5	735	26.5	340	680	147

CHAIN WITH PITCH 2.8 d AS PER DIN-766

16	45	54	9	405	2.3	50	100	63
18	50	60	9	450	3.3	63	126	70
20	56	67	7	392	3.6	80	160	80
23	64	77	7	448	5.5	100	200	91
26	73	87	7	511	7.7	126	252	105
30	84	101	7	588	12.0	170	340	126
36	101	122	7	707	21.0	250	500	147
42	118	142	7	826	33.0	340	680	147

Dimensions in mm

10 kN = 1.02 tonne

* Grade IC 60 RC Special made out of Alloy Steel has 20% higher Breaking Load



Chain Bows for Bucket Elevators

Grade	:	IC 55 RC
Material	:	Steel C45 as per IS 5517
Process of Manufacture	:	Solid Forged and Die Swaged
Heat Treatment	:	Hardened and Tempered all over to a strength of 1000-1200 N/mm^2
Special Crown Hardening	:	Wearing points specially hardened to RC 55-60 (HV30 Min. - 600 Kp/mm^2).
Hardening Depth	:	0.1 d min.
Mechanical Properties	:	Proof Strength : 120 N/mm^2 Min Breaking Strength : 280 N/mm^2
Delivery Condition	:	Chain Bows are supplied with Carbon Steel Distance Piece and a pair of Carbon Steel Hex Nuts, together with spring washers.
Finish	:	Black/Special Rust Preventive.

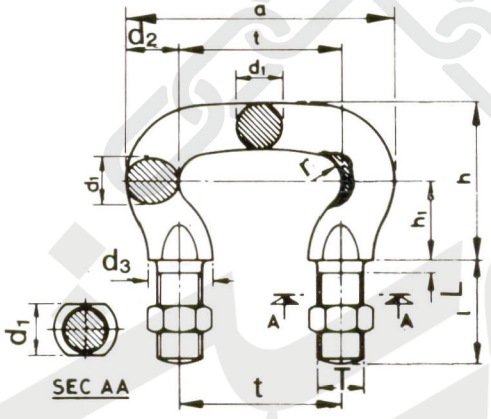

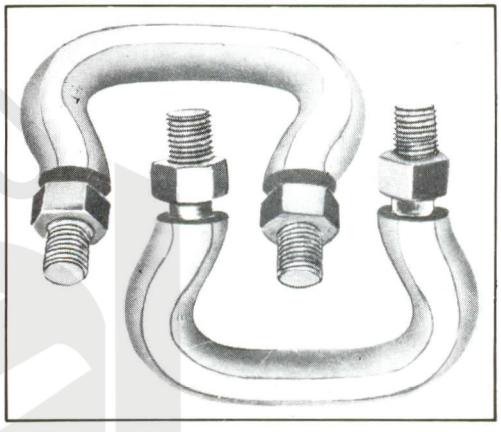

AS PER DIN-745

t	a	d_1	d_2	d_3	h	h_1	l	L	r	T	Proof Load kN	Breaking Load kN	Appropriate Chain Size	Weight Each Kgs
56	92	15	18	19	50	25	32	8	9.5	12	50	112	13	0.36
63	105	18	21	23	60	30	40	8	10.5	16	63	142	16	0.50
70	116	20	23	28	68	34	45	10	12	20	80	176	18	0.80
80	132	23	26	31	74	37	45	10	13	20	100	230	20	1.00
91	149	26	29	34	86	43	55	12	14.5	24	126	300	23	1.70
105	172	30	34	38	100	50	55	12	17	24	170	395	26	2.20
126	206	36	40	44	118	59	70	16	20.5	30	250	570	30	3.80
147	239	42	46	50	136	68	70	16	23.5	30	340	775	36	5.30
147	239	42	46	50	136	68	85	16	23.5	36	340	775	36	6.50

Dimensions in mm

10 kN = 1.02 tonne

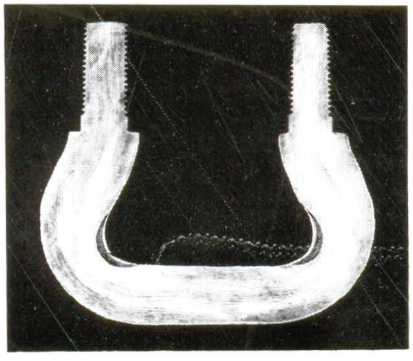

Microetching of the Chain Bow section shows uniform hardening depth all over the wearing area at the Crown.

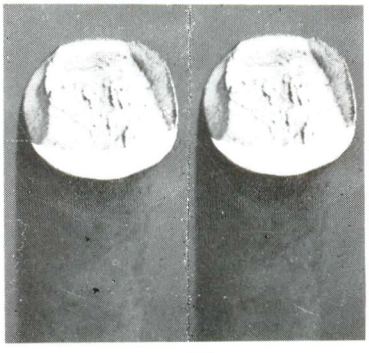

A fractured structure of the Chain Bow Link clearly distinguishes the hardended area at the Crown and a Ductile Core structure.

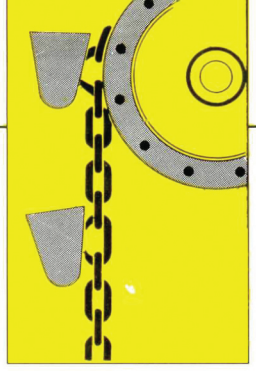

Chain Bows for Bucket Elevators

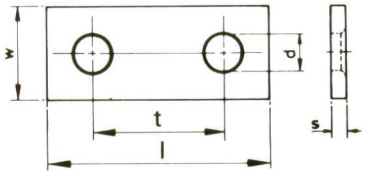

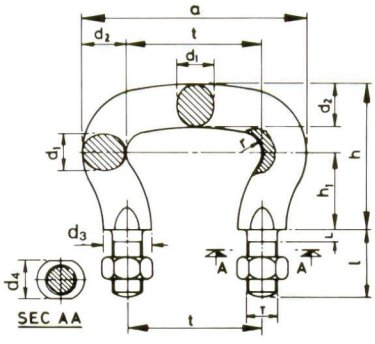

DISTANCE PLATE FOR CHAIN BOWS AS PER DIN 745 AND DIN 5699

t	l	w	s	d	kg
56	95	40	6	13	0.17
63	110	40	6	17	0.20
70	120	50	8	21	0.33
80	130	50	8	21	0.37
91	150	60	8	25	0.50
105	165	60	8	25	0.56
126	200	70	10	31	1.00
147	220	70	10	31	1.10
147	230	70	10	37	1.10

AS PER DIN-5699

t	a	d_1	d_2	d_3	d_4	h	h_1	l	L	r	T	Proof Load kN	Breaking Load kN	Appropriate Chain Size mm	Weight Each kg
56	92	16	18	19	17	64	34	35	8	9.5	14	50	125	13	0.36
63	105	18	21	23	20	71	37	40	8	10.5	16	63	165	16	0.60
70	116	20	23	28	23	80	42	45	10	12.0	20	80	200	18	0.90
80	132	23	26	31	25	89	47	45	10	13.0	20	100	260	20	1.20
91	149	26	29	34	29	99	52	55	12	14.5	24	150	330	23	1.90
105	173	30	34	38	31	114	60	55	12	16.5	24	200	450	26	2.60
126	206	36	40	44	37	134	71	65	16	19.5	30	280	635	30	4.40
147	241	42	47	50	42	157	81	75	16	22.5	36	380	870	36	7.30

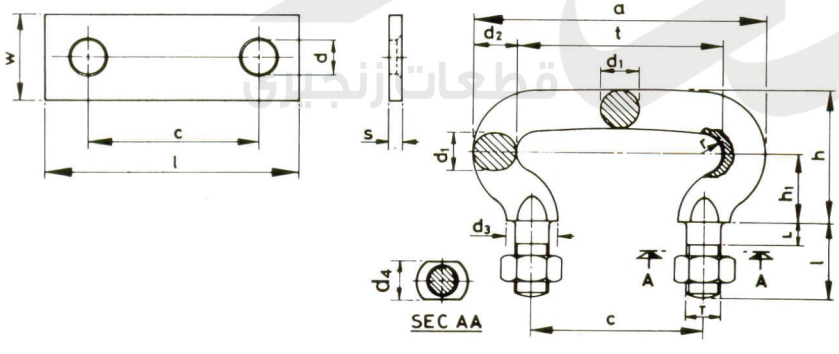

DISTANCE PLATE FOR LONG PITCH BOW LINK

c	l	w	s	d	kg
100	150	50	8	20.5	0.45
120	180	60	8	24.5	0.62
130	190	60	8	24.5	0.68
150	220	70	10	31	1.10
180	250	70	10	31	1.26
210	310	100	12	37	2.75

LONG PITCH CHAIN BOWS

d_1	d_2	d_3	d_4	t	c	h	h_1	l	L	a	r	T	Proof Load kN	Breaking Load kN	Appropriate Chain Size mm	Weight Each kg
22	25	30	24	120	100	78	40	45	15	170	12	20	86	220	20	1.05
25	28	33	28	140	120	88	45	50	17	196	14	24	106	265	23	1.60
28	31	38	30	150	130	98	50	55	17	212	16	24	132	340	26	2.10
34	37	44	37	180	150	119	60	70	20	254	20	30	195	500	30	3.90
40	45	50	42	220	180	144	70	70	20	310	24	30	250	630	36	5.90
48	54	58	48	250	210	176	85	80	20	358	33	36	345	775	42	10.10

Dimensions in mm

10 KN = 1.02 tonne

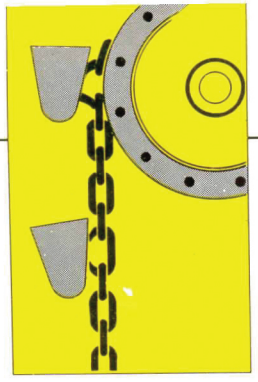

Alloy Steel Chains for Scraper Conveyors

Grade :
IC 60 RC Alloy

Material :
Nickel Chrome Moly Steel/ Nickel Moly Steel

Process of Manufacture :
Flash Butt Welded

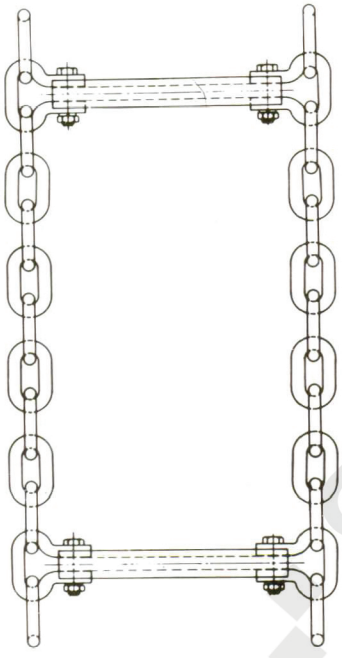

Heat Treatment :
Gas Carburised, Double Quenched with Core Refining & Tempered

Case Depth :
0.08d ± 0.01d

Skin Hardness :
RC 60-64 (HV30 Min. - 720 Kp/mm^2)

Mechanical Properties :
Proof Strength : 150 N/mm^2
Breaking Strength : 300 N/mm^2

Delivery Condition :
Chains are calibrated and supplied in matched pairs.

Finish :
Black/Special Rust Preventive

Nominal Size d	Pitch t	Outside Width w	Safe Working Load kN	Proof Load kN	Minimum Breaking Load kN	Weight per meter kg/m
18	63	60	40	80	160	6.5
20	70	67	50	100	200	8.6
22	86	74	60	120	240	9.7
26	92	86	80	160	315	13.7

Dimensions in mm



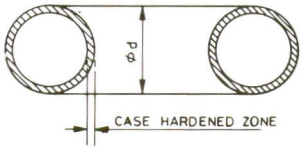

1. Gas Carburising ensures uniform case depth all over the link. Use of fine grained steel prevents grain growth. Chains are double quenched and tempered to achieve high surface hardness of 60-64 HRC as well as high core toughness.

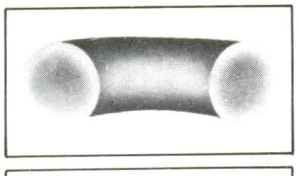

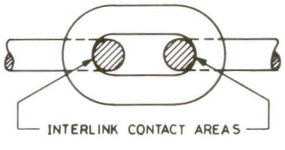

2. Fracture structure of the finished chain shows a ductile core with high surface hardness of 60-64 HRC. The contact areas of the link are ensured to have high hardness and optimum wear resistance for longer life of the chains.



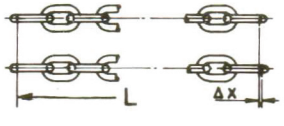

3. Chains are calibrated to close tolerances in calibrating machine. They are then supplied in matched pairs. ($\triangle x = \pm$ 0.1% of L)



Flat Head Chain Shackle for Scrapper Conveyor

Chain Shackles are manufactured from fine grained C45 Steel by Drop Forging. The Scraper bar is fixed between the opening of the shackle with the help of High Tensile bolt & nut. The Shackles are heat treated to a strength of 100-120 kg/mm2 all over the surface. The wearing points at the crown are hardened by special method to a hardness of RC 54-60 and depth of 1.5-2.0 mm. They are subjected to proof and Breaking loads as per the size of the corresponding chain.

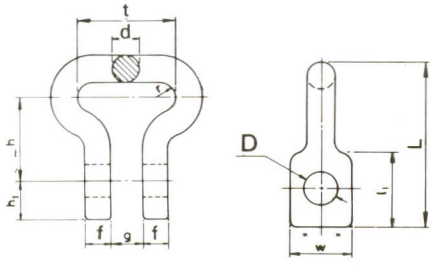

Nominal Chain Size d x t	t	d	h	h_1	f	g	L	w	r	D	Weight each kg.
18 x 64	64	18	56	26	16	22	110	41	12	21	0.8
20 x 70	70	20	85	26	20	22	144	43	13.5	21	1.0
22 x 86	86	22	89	28	22	24	153	48	15	25	1.25
26 x 91	91	26	95	30	26	28	168	52	17.5	25	2.25

CHAIN WHEELS

TOOTHED CHAIN WHEELS are suitable for drive with calibrated round link steel chains in Scraper Conveyors. The toothed sprocket made of high quality steel are bolted to the C I Hub. The Sprocket is carburised to a case depth of 1.5 to 2.0 mm and hardened to RC 55-60 for long life. The Sprocket is supplied in segments, thus making it convenient to replace them at site without removing the Chain Wheel.

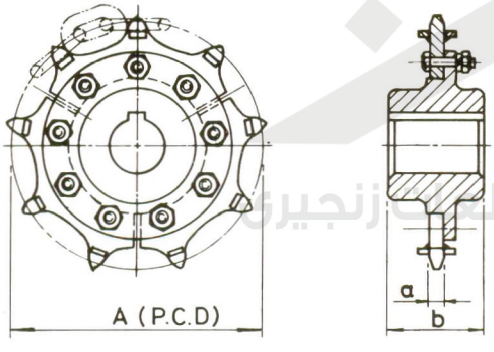

Chain Size			A	No. of		
Dia	Pitch	Outside Width	(P.C.D.)	Teeth	a	b
16	56	54	323	9	19	100
18	63	60	363	9	21	120
20	70	67	403	9	24	120
23	80	77	461	9	27	120
26	91	87	525	9	31	130
30	105	101	605	9	37	150
36	126	122	726	9	45	180

NON TOOTHED CHAIN WHEELS made of three parts used with chains and Shackles for Bucket Elevator Drive. Pair of steel rings made of high quality steel are bolted to the central C.I.Hub. Steel rings are carburised to a case depth to 1.5 to 2.0 mm and hardened to RC 55-60 for long life. The rings are supplied in segments, thus making it convenient to replace them at site without removing the chain wheel.

Chain Size			A				
Dia	Pitch	Outside Width	(P.C.D.)	B	C	D	E
16	56	54	323	20	58	66	100
18	63	60	363	23	66	76	120
20	70	67	403	26	74	84	120
23	80	77	461	28	84	94	120
26	91	87	525	32	96	106	130
30	105	101	605	36	110	122	150
36	126	122	726	42	132	144	180

Dimensions in mm

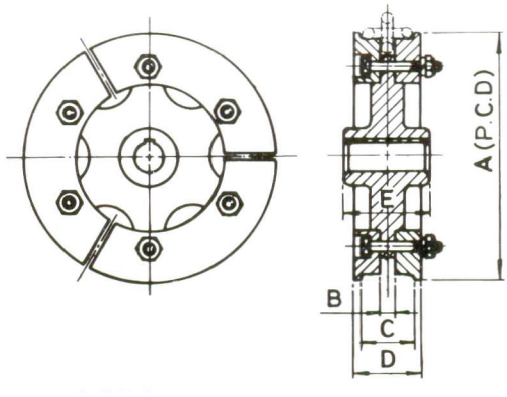

شرکت قطعات زنجیری اورست

EVEREST Chain Instruments Co. (LLC)

تهران، فلکه دوم صادقیه، بـرج گلدیس، طبقـه نهم ، واحد ۹۱۴

کدپستی:۱۴۵۱۷۹۶۸۵۳ WWW.Everesst.IR Info@Everesst.IR

۰۹۱۲۱۸۸۸۵۳۱ ۰۹۰۲۵۵۰۰۳۸۸ ۰۹۰۲۰۰۳۱۴۶۳